

MANUAL THERAPY TABLES

*with flexion-distraction
and drop sections*



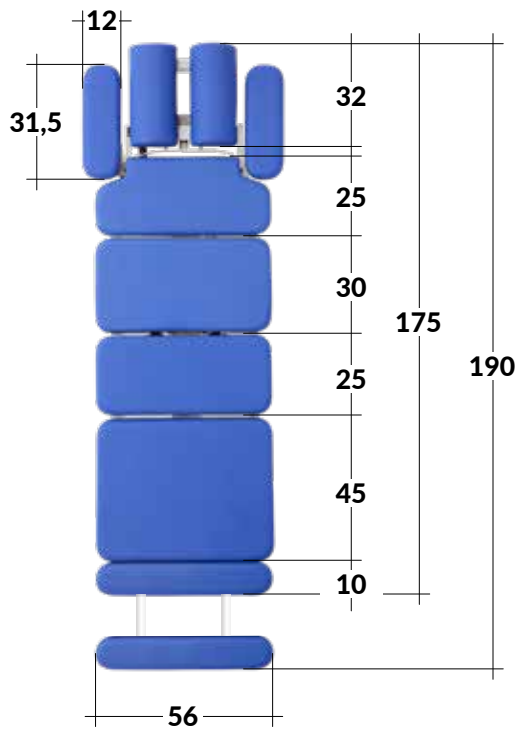
REHABILITATION and MEDICAL EQUIPMENT



Ther Drop Table

Professional table, configurable with drop sections (cervical, thoracic, lumbar and pelvic).

Electrically height-adjustable via perimeter bar. Castors with brake. Can be configured with different types of sections shown.



TECHNICAL DATA

Safe working load (SWL)	200 kg
Sections adjustment	Gas springs
Power supply	Mains
Min/max table height	52 ÷ 96 cm
Head section tilt adjustment	+30° ÷ -25°
Wheels	40 mm
Brake type	Centralized



L	M	2	1	1					1	X	3
1	2	3	4	5	6	7	8	9	10	11	



CONFIGURATION

Pos. 6 - HEAD SECTION



A Drop header

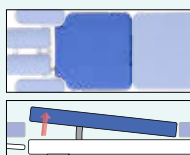


B Multifunctional drop header

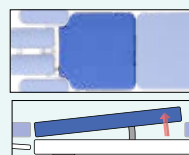


C No drop header

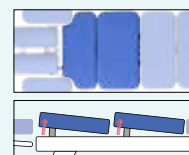
Pos. 7 - THORACIC-LUMBAR SECTION




4 Osteo thoracic drop



5 Osteo lumbar drop

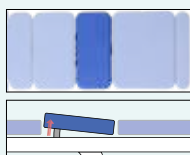


6 Osteo lumbar thoracic drop



8 Fixed thoracic lumbar osteo section

Pos. 8 - PELVIC SECTION



1 Standard pelvic drop



3 Fixed pelvic section

Pos. 11 - UPHOLSTERY COLOUR

Giotto

3

Standard colour blue. Others on request.

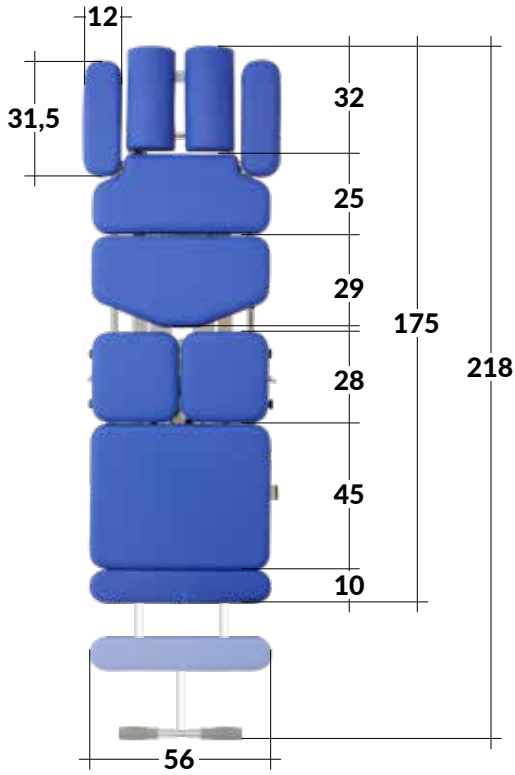


Ther Drop Swing Table

Professional table, configurable with drop sections (cervical, thoracic, lumbar and pelvical section).

With special section for Flexion-Distraktion and Breakaway.

Electrically height-adjustable via all around operation bar. Casters with brake. Can be configured with different types of sections shown.



TECHNICAL DATA

Safe working load (SWL)	200 kg
Sections adjustment	Gas springs
Power supply	Mains
Min/max table height	56 ÷ 93 cm
Head section tilt adjustment	+30° ÷ -25°
Wheels	40 mm
Brake type	Centralized



L	M	1	1	1					1	X	3
1	2	3	4	5	6	7	8	9	10	11	

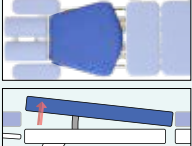
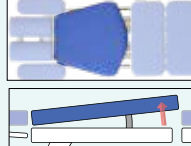
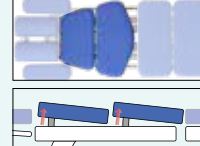
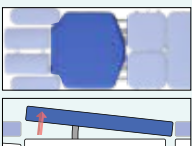
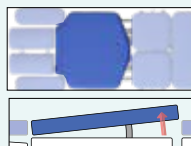
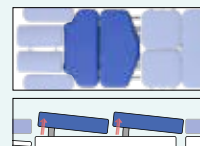




CONFIGURATION


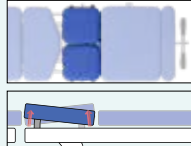

Pos. 6 - HEAD SECTION

		
A Drop header	B Multifunctional drop header	C No drop header

Pos. 7 - THORACIC-LUMBAR SECTION

		
1 Thoracic drop	2 Lumbar drop	3 Lumbar thoracic drop
		
4 Osteo thoracic drop	5 Osteo lumbar drop	6 Osteo lumbar thoracic drop
		
7 Fixed thoracic lumbar section	8 Fixed thoracic lumbar osteo section	

Pos. 8 - PELVIC SECTION

		
1 Standard pelvic drop	2 Pelvic drop 4 drop	3 Fixed pelvic section


Pos. 11 - UPHOLSTERY COLOUR

Giotto **3** Standard colour blue. Others on request.

Ther Drop Swing Configuration

L	M	1	1	1	B	6	2	1	X	3
1	2	3	4	5	6	7	8	9	10	11

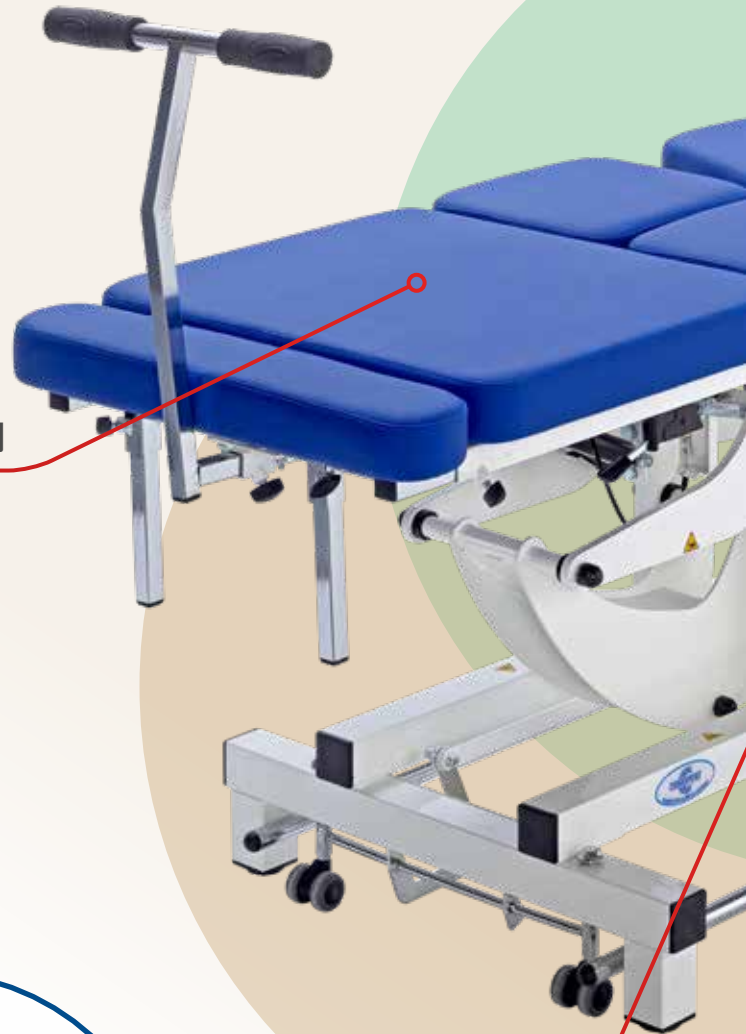
MOVEMENTS



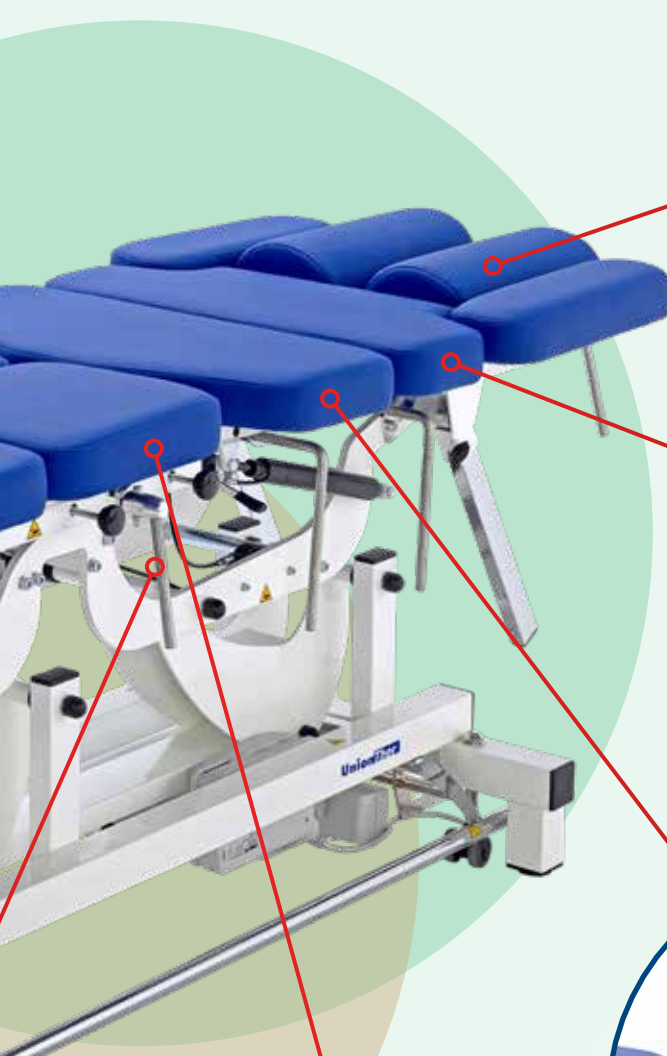
FLEXION-DISTRACTION



BREAKAWAY



DROPS



CERVICAL



THORACIC




LUMBAR



PELVIC

REGULATIONS




HEIGHT



**MULTIFUNCTIONAL
HEADER (OPTIONAL)**



ARMRESTS



FOOTREST



REHABILITATION and MEDICAL EQUIPMENT

CHINESPORT SPA

Via Croazia, 2 - 33100 Udine (ITALY) - Tel. 0432 621 641

export@chinesport.it - www.chinesport.com

